

## The Gold Rush Pizza Box Biography

1

The Gold Rush had many influential individuals that we still know the name of today. For this project, you will be researching one important person in the Gold Rush and creating a "Pizza Box" biography. You will need one pizza box of any size for this project. I can get leftover Round Table boxes from choice lunch if you need one. Here are the requirements for the biography.

The Pizza Box must include three elements:

**The Box Top (top of the pizza box).** Here, introduce the topic of the biography by including the name of your famous American from the Gold Rush. The box top is the place where you should get creative with a fun title and slogan, lettering, illustrations/photos. Among the creative things you can do is highlight a few of the most important facts about the person. (Examples: *The Best Pizza in Town!*, *Hand-Tossed by*, etc.)

**Inside the Box Top (top of box when open).** Include a large illustration or picture print out of your famous American from the Gold Rush. Also include the **birth date and death date** of your person. This would be a good place to show additional pictures or things that represent your individual. Maps of their influence in California would be good here as well.

**The Pizza.** Now to the real meat of the report! This is where you write the actual report about the famous person using the information you gathered in your research. Each slice of pizza represents what would be a paragraph in your biography reports; each slice includes at least five sentences related to a single topic/theme in the famous person's life. You may type the pizza slices or handwrite them.


**Write the header on the crust for each slice.** There needs to be 8 slices of pizza (paragraphs). If you run out of space on the pizza box, layer new slices (pages) on top of others to create a pizza slice "book."

**Headers (slices):**

- Childhood (where the person was born or grew up)
- Route to California (How did this individual end up in California?)
- Adult Life (What job did he/she have?, Where did he/she live?, etc.)
- Importance to the Gold Rush #1 (What made this person famous? Why do we study them during the Gold Rush)
- Importance to the Gold Rush #2 (More about what made this person famous)
- Influence (How has this person affected others? What would be different if they weren't alive)
- Fun Facts (List some interesting facts about your person.)
- Bibliography (list the book/website you used)

There needs to be 8 slices of pizza (paragraphs). If you run out of space on the pizza box, layer new slices (pages) on top of others to create a pizza slice "book."


(Some examples are on the front)



## The Gold Rush Pizza Box Biography

# Pizza Box Gold Rush Project

We are currently working on our Gold Rush Unit. The required book project will be to make a Pizza Box Biography on a famous person from the Gold Rush. Please review the attached directions and sign the bottom portion of this paper to acknowledge that you have received the information.



Due: Wednesday,  
April 26th

Points: 35

---

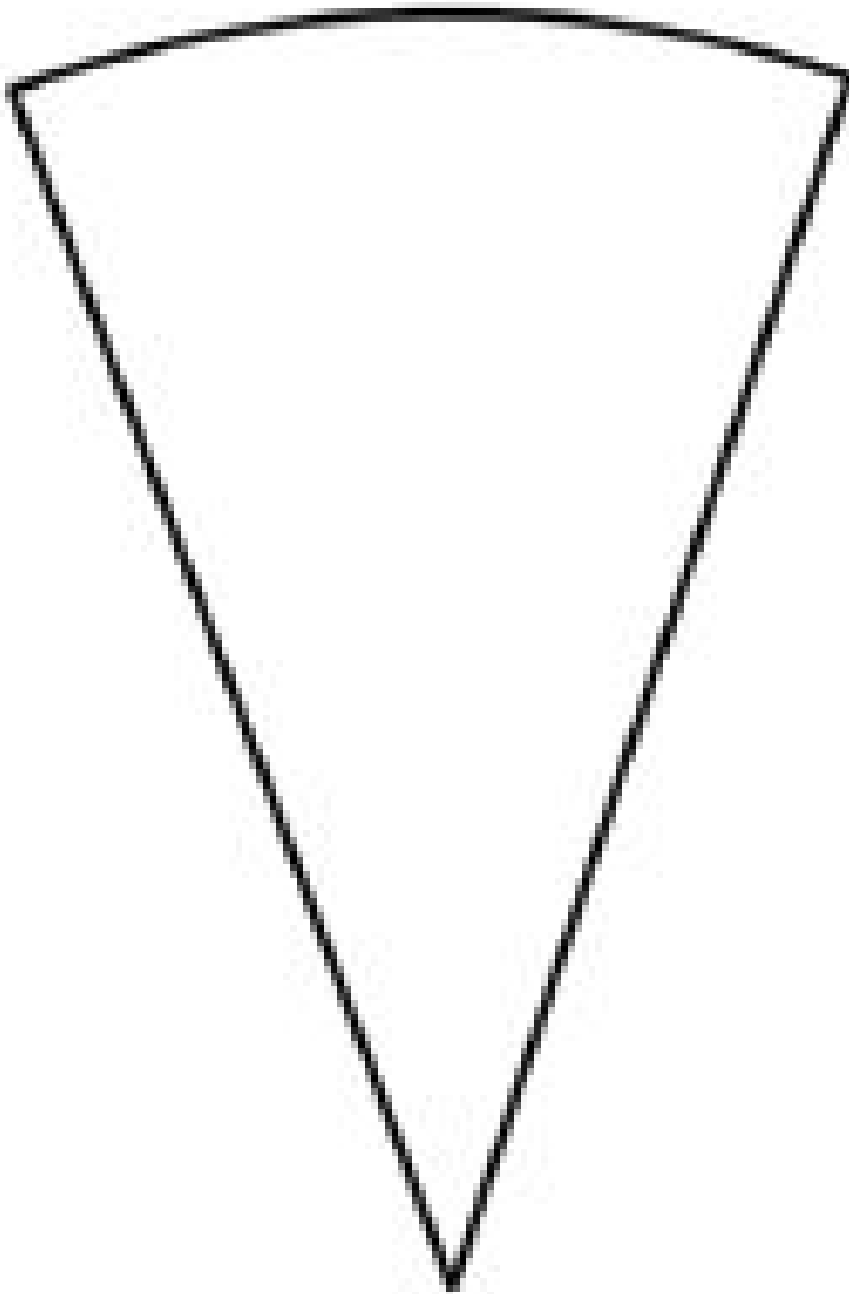

I have received a copy of the directions for the Pizza Box Project. This will count towards their quarter 4 grade for social studies. Please email me with any questions or concerns.

DATE ASSIGNED: April 6, 2017

DATE DUE: April 26, 2017

Parent Signature \_\_\_\_\_

## The Gold Rush Pizza Box Biography



© 2014 The McGraw-Hill Companies, Inc. All Rights Reserved.

This may be used as a template for the pizza slices, but may have to be enlarged or shrunk to fit into student's pizza box.