


California Missions Project
Grade 4 - Ms. Christensen
(250 points)

Timeline - CA Mission History/Important Events (50 points)

- Each California Mission has an interesting time line of development. Students will create a time line from 1700-1900 that has 15 facts about their California Mission and the mission system. The research portion of fact finding will be done in class using books and the internet. What is not completed in class will need to be finished at home.
- Constructing the time line will need to be completed at home. Each student will construct a sample time line in class to help parents at home and parents will need to purchase a poster paper (22" x 28") to put the timeline events and pictures on.
- Students should draw a timeline across the center of the board (if not enough room, you can make it two lines) and add in the important dates/years to the timeline.
- Next, draw a line up from that date and write or type the timeline fact and include a picture
 - I would suggest typing the information and printing out pictures for neatness, but it is up to you.
- Here is a sample timeline:





Informative Essay- CA Mission Report (100 points)

Drafts completed in class/at home using Step-Up to Writing Paragraph Format.
Students will be graded on their grammar, spelling and punctuation.

HISTORY

The student will give a brief history of the mission.

What is the mission's name? Of the 21 missions founded by the Spanish, what number was this mission? Where is it located? Who established the mission? What year was it established? The important people involved in the formation of the mission?

STRUCTURE

The student will give a description of the buildings and grounds of the mission.

Describe what the mission looked like. What kind of buildings did they have and how were they arranged? Was the mission ever damaged or rebuilt? Describe the church or chapel. Did the mission have any fountains or statues?

THE ROLE OF NATIVE CALIFORNIANS

The student will describe the people who lived and worked on the mission.

Which California group or tribe was present at the mission? What did they do at the mission? What were their lives like at the mission? How were they treated? What happened to them?


THE MISSION TODAY

The student will describe the mission in present life.

What is your mission like today and how is it used? What are some special or unique qualities that the mission has? What can a tourist do when they go to visit the mission?

Web Resources:

1. Your Mission's website
2. <http://www.missionscalifornia.com/>



Visual Aid of the Mission (70 points)


This will be an artistic representation of your mission that will be presented to the class during your oral presentation. This can be **one** of the following:

- A Model of your mission: You can use legos, cardboard, Styrofoam, or a kit (I would prefer you try to make it on your own, but I will accept a kit).
- A video tour of your mission - should be at least 8 minutes long
- A PowerPoint presentation that has at least 30 slides (pictures and facts).

Powerpoint must include:

Intro Slide: Name of the mission with your name (By: _____)

1. Name of the mission and location of the mission (Picture with a map)
2. Name of who founded the mission (Picture)
3. Timeline: 1760 - 2012
 - The date the mission was founded
 - 2 other important dates for the mission
4. Building history (Picture with 3 facts)
5. Name of Native Californian group that settled at the mission (Picture with 3 facts of daily life)
6. Three interesting facts (Pictures and 3 additional facts)
7. What is the purpose of the mission today? (Picture)




Oral Presentation (30 points)

Students will be giving an oral presentation to the class on their written report. The presentation must include answers to the following questions:

1. What is the complete name of your Mission? In what city is your mission located?
2. Who founded your mission?
3. When was your mission built? What number is your mission? Name other important dates and facts about your mission.
4. What is the history of the building of your mission? Give information about its structure and layout.
5. Which Native American group(s) settled at your mission? What was life like for them? What did the Native American do in their daily life at your mission?
6. What are 3 interesting facts you found about your mission?
7. What purpose does your mission serve today?

Students must present in a loud, clear voice, and give the class eye contact. They will not be reading from their reports. Instead, students may memorize the information or use index cards to help them. They will be expected to answer questions from the class about their mission.

Students will use their visual aid to accompany their presentation. If they have completed the model of the mission or a video, they will present those at the end of their oral presentation. If they have created a PowerPoint, they may use that during their presentation, but cannot read off the slides.



California Missions Project
Grade 4 - Ms. Christensen

Schedule of Due Dates

Due: 11/21 All research materials (books, website print-outs, brochures, etc.) with Bibliography.

A bibliography is an alphabetical list of all the books and Internet sites that you used in researching your topic and writing your report. You must have at least ***two book sources*** and ***two internet sources***.

Due: 12/2 Timeline of Mission (15 important events with 15 pictures)

Due: 1/11 Informative Essay (Report) Draft Final with Editing


1. Draft on Introduction and History: 12/9
2. Draft on Structures/Native American tribes: 12/16
3. Draft on Mission today/Conclusion: 1/6

Due: 1/17 Informative Essay (Report) Final (Typed at home)

1. Times New Roman or Arial font, size 12, double spaced, and pages numbered.
2. A Report Cover with the name of the mission, student's name, the due date, Grade 4, Good Shepherd School, and a picture of the mission (drawn, uploaded from a website, or cut out from a brochure).
3. A Table of Contents listing the sections and pages in your report.
4. A Map of California with the mission's location labeled.
5. Bibliography of all books and websites used

Due: 1/20 Visual Aid of the Mission

Dates: Week of 1/23 Oral Presentations



California Missions Project (250 points)

Grade 4 - Ms. Christensen

Mission Project Schedule

One of the most important parts of 4th Grade Social Studies is the mission project. In this packet, you will find information about what is required to complete this project, and important due dates. It is crucial that you sit down and read this thoroughly in order to know what is expected over the course of this project. A lot of the research and drafting will be done in class, but there will be some material that is required to be completed at home. This sheet needs to be kept and turned in with each assignment. Please let me know if you have any questions regarding the project.

Due Date	Section of Project	Points Possible	Points Received	Ms. C's signature
Nov. 21 th	Research Materials	0 - required to complete research		
Dec. 2 th	Timeline of Mission	50		
Dec. 9 th	Draft of Introduction and History	0 - required to complete assignment on time		
Dec. 16 th	Draft on Structures and NA tribes	0 - required to complete assignment on time		
Jan. 6 th	Draft on Mission today and conclusion	0 - required to complete assignment on time		
Jan. 11 th	Edited draft of essay	0 - required to complete assignment on time		
Jan. 17 th	Final essay	100		
Jan. 20 nd	Visual aid of Mission	70		
Jan. 23 th	Oral presentations	30		

By signing this sheet and returning it to Ms. Christensen, I am stating that I understand what is required of me for the duration of this project. I am aware of the due dates of all the required portions of this project and understand that if I fail to meet the deadlines, my grades will reflect that. I understand that this project is worth 250 points and will greatly affect my grade in social studies.

Parent Signature _____ Student Signature _____